

Scaled data based on original data using
LM-79-08 Approved Method: Electrical and Photometric Measurements of Solid-
State Lighting Products

Test Report Prepared for
Cooper Lighting Solutions
(formerly Eaton)

Brand: STREETWORKS

Report Number: P452062

Luminaire Tested: **GLAN-SA3A-727-U-T1**

Issue Date: 1/4/2021

Test Information

Test Method: LM-79-08
Report Number: P452062
TEST IS SCALED FROM IESNA LM-79-08 TEST DATA (G3-2011-042-5)
Test Lab: INNOVATION CENTER
Issue Date: 1/4/2021
Manufacturer: COOPER LIGHTING SOLUTIONS (FORMERLY EATON)
Product Line: STREETWORKS
Catalog Number: GLAN-SA3A-727-U-T1
Description: GALLEON AREA AND ROADWAY LUMINAIRE
(3) 70 CRI, 2700K, 615mA LIGHTSQUARES WITH 16 LEDS EACH AND TYPE I OPTICS
Light Source: -
Ballast/Driver: ELECTRONIC DRIVER

Summary

Lumens per Lamp: N/A
Luminaire Lumens: 11397 lumens
Efficiency: N/A
Efficacy: 122.5 lumens/watt
Luminous Opening: Rectangular (W 1' x L: 1' x H: 0')
IES Classification: Type I - Short
BUG Rating: B3 - U0 - G3

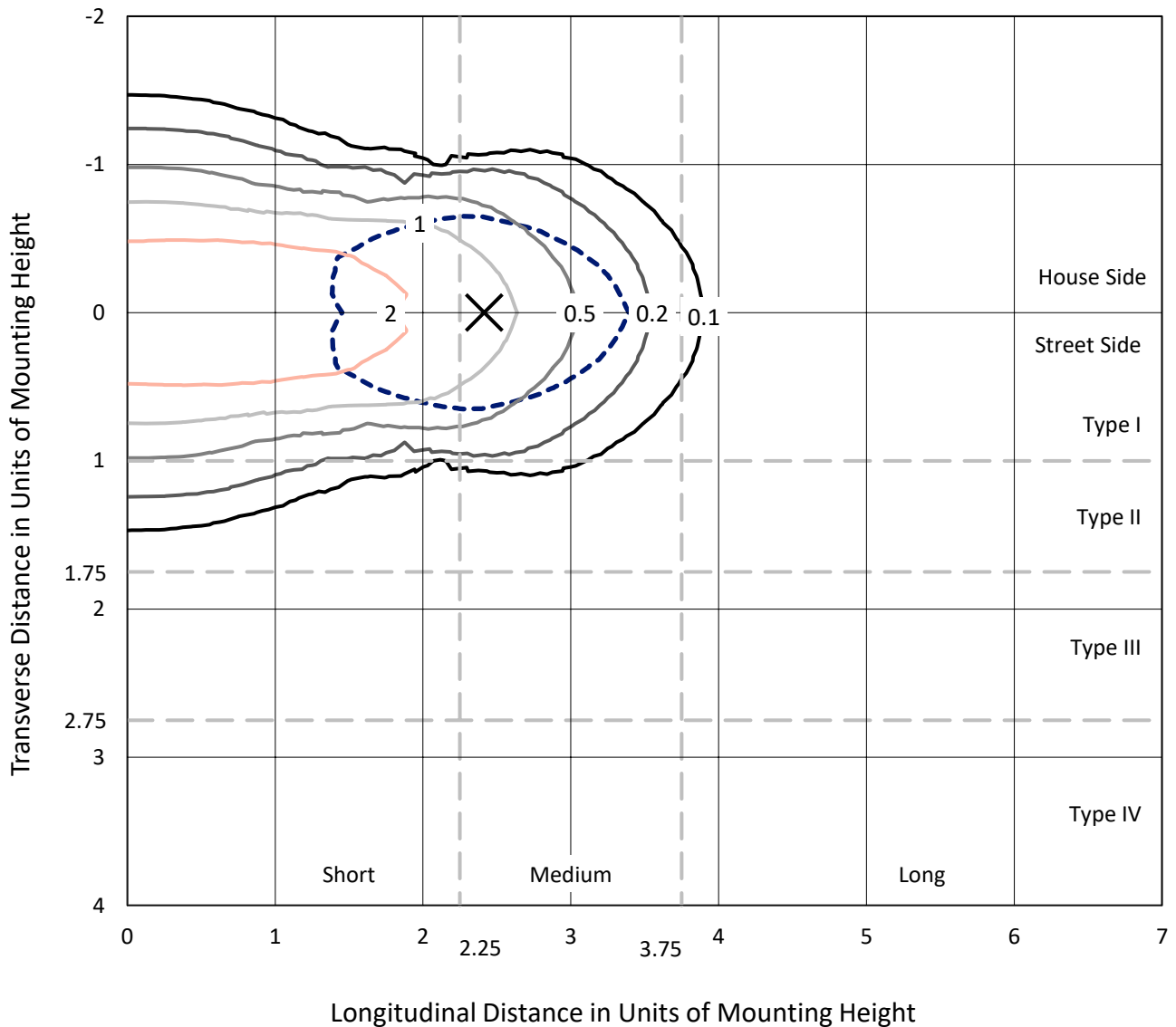
Input Watts (W): 93
Input Voltage (V): NR
Input Current (A_{in}): NR
Voltage Rise (V): NR
Power Factor: NR
Total Harmonic Distortion (THDi): NR
Frequency (hertz): 60
Stabilization Time: NR
Operation Time: NR
Ambient Temperature (°C): NR
Test Distance: 24 FT



REPORT NUMBER: P452062
 CATALOG NUMBER: GLAN-SA3A-727-U-T1

Iso-Footcandle Lines of Horizontal Illumination

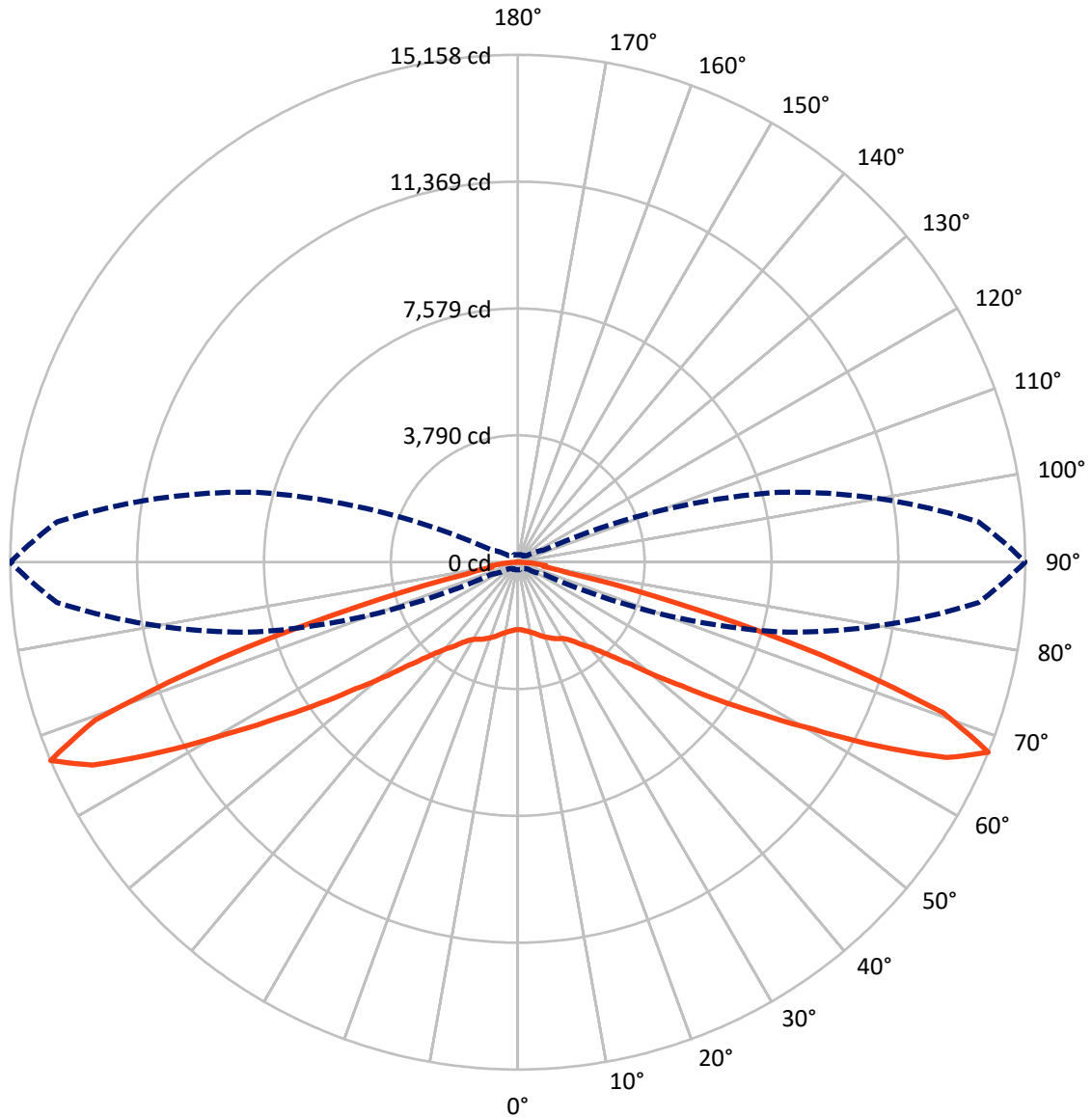
× Max cd
 - - - 1/2 Max cd



Based on 25 foot mounting height. Maximum calculated value = 3.4 fc
 Type I - Short - N/A

REPORT NUMBER: P452062
CATALOG NUMBER: GLAN-SA3A-727-U-T1

Luminous Intensity Polar Plot



— Vertical Plane Through 90-Deg Lateral - - - Horizontal Cone Through 67.5-Deg Vertical

REPORT NUMBER: P452062

CATALOG NUMBER: GLAN-SA3A-727-U-T1

FLUX DISTRIBUTION:

		Downward	Upward	Total
House Side	Lumens	5698.5	0.0	5698.5
	% Fixture	50.0	0.0	50.0
Street Side	Lumens	5698.5	0.0	5698.5
	% Fixture	50.0	0.0	50.0
Total	Lumens	11397.0	0.0	11397.0
	% Fixture	100.0	0.0	100.0

Coefficient of Utilization

ZONAL LUMENS:

Zone	Lumens	% Fixture
0°-10°	201.2	1.8
10°-20°	643.6	5.6
20°-30°	1077.2	9.5
30°-40°	1459.3	12.8
40°-50°	1848.5	16.2
50°-60°	2309.2	20.3
60°-70°	2714.4	23.8
70°-80°	1038.4	9.1
80°-90°	105.2	0.9
90°-100°	0.0	0.0
100°-110°	0.0	0.0
110°-120°	0.0	0.0
120°-130°	0.0	0.0
130°-140°	0.0	0.0
140°-150°	0.0	0.0
150°-160°	0.0	0.0
160°-170°	0.0	0.0
170°-180°	0.0	0.0
0°-90°	11397.0	100.0
0°-180°	11397.0	100.0



REPORT NUMBER: P452062

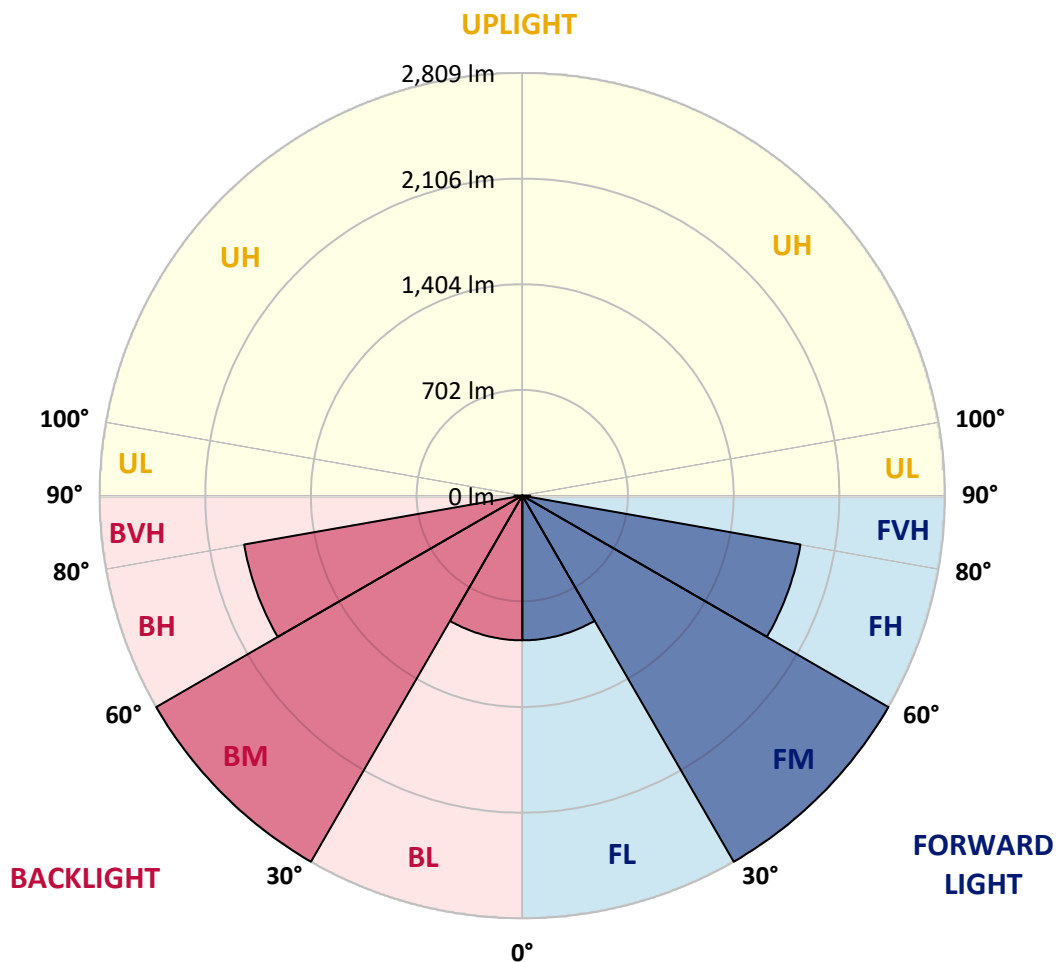
CATALOG NUMBER: GLAN-SA3A-727-U-T1

LUMINAIRE CLASSIFICATION SYSTEM LUMEN TABLE AND BUG RATING:

Zone	Lumens	% Fixture	Zone Rating/Lumen Limit		
			B	U	G
FL (0°-30°)	961.0	8.4			
FM (30°-60°)	2808.5	24.6			
FH (60°-80°)	1876.4	16.5			G2/5000
FVH (80°-90°)	52.6	0.5			G1/100
BL (0°-30°)	961.0	8.4	B2/1000		
BM (30°-60°)	2808.5	24.6	B3/5000		
BH (60°-80°)	1876.4	16.5	B3/2500		G3/2500
BVH (80°-90°)	52.6	0.5			G1/100
UL (90°-100°)	0.0	0.0		U0/0	
UH (100°-180°)	0.0	0.0		U0/0	

BUG Rating: B3-U0-G3

Type I Short





REPORT NUMBER: P452062
 CATALOG NUMBER: GLAN-SA3A-727-U-T1

CANDELA DISTRIBUTION (FULL):

	0°	5°	15°	25°	35°	45°	55°	65°	75°	85°	90°
0°	2017.6	2017.6	2017.6	2017.6	2017.6	2017.6	2017.6	2017.6	2017.6	2017.6	2017.6
2.5°	2043.5	2042.2	2042.9	2042.2	2044.1	2042.9	2035.3	2029.0	2023.9	2024.6	2022.7
5°	2087.0	2087.7	2088.3	2085.2	2089.6	2087.0	2075.1	2065.0	2054.9	2051.1	2049.8
7.5°	2123.0	2126.2	2128.1	2131.2	2138.8	2138.8	2132.5	2118.0	2095.9	2083.3	2082.6
10°	2159.0	2161.5	2167.2	2177.3	2189.9	2201.9	2199.4	2179.8	2151.4	2130.0	2124.9
12.5°	2171.6	2174.8	2193.7	2222.7	2251.1	2274.5	2274.5	2258.7	2222.1	2189.3	2179.8
15°	2127.4	2133.1	2167.2	2229.0	2303.5	2354.6	2366.0	2343.9	2304.8	2254.3	2242.9
17.5°	2039.7	2053.6	2103.5	2195.0	2318.7	2424.7	2457.5	2446.8	2396.3	2331.9	2318.7
20°	1945.7	1960.8	2013.8	2135.0	2306.0	2465.7	2561.0	2563.5	2501.0	2407.6	2388.1
22.5°	1842.2	1853.5	1921.7	2063.7	2268.2	2475.2	2650.0	2693.5	2609.0	2483.4	2455.6
25°	1726.1	1738.7	1810.0	1963.3	2196.9	2464.4	2731.4	2827.3	2721.9	2564.2	2528.8
27.5°	1615.0	1620.0	1696.4	1852.3	2102.8	2436.7	2791.4	2950.4	2846.9	2631.1	2586.2
30°	1508.3	1520.3	1587.8	1741.8	1994.9	2382.4	2843.1	3090.5	2981.3	2701.1	2643.7
32.5°	1395.4	1409.9	1483.1	1639.0	1887.0	2301.0	2874.7	3243.8	3168.7	2814.7	2753.5
35°	1286.8	1296.3	1370.1	1521.6	1781.6	2206.3	2880.3	3416.8	3410.5	2987.0	2905.6
37.5°	1175.7	1189.6	1264.1	1409.2	1669.9	2106.0	2851.9	3600.4	3702.0	3226.2	3138.5
40°	1069.1	1081.1	1154.3	1300.7	1543.0	1983.5	2784.4	3768.3	4042.2	3472.3	3348.0
42.5°	953.0	956.1	1036.3	1185.2	1418.7	1841.5	2687.2	3917.9	4421.5	3802.4	3647.8
45°	821.1	829.3	903.7	1050.1	1276.1	1682.5	2555.3	4041.6	4902.4	4259.9	4049.1
47.5°	689.2	696.1	764.3	908.8	1120.2	1500.1	2352.1	4150.1	5395.9	4841.2	4564.7
50°	560.4	564.2	619.7	747.9	944.8	1308.3	2100.3	4184.8	5953.8	5664.1	5311.3
52.5°	443.0	448.7	491.0	591.3	757.3	1081.7	1828.3	4099.0	6605.1	6639.8	6142.5
55°	359.1	361.0	392.5	466.4	592.0	844.4	1500.1	3859.8	7305.6	7890.0	7255.7
57.5°	309.2	310.5	328.2	369.2	455.7	636.8	1163.7	3407.3	7934.8	9354.8	8539.4
60°	280.8	281.5	291.6	315.5	361.0	488.5	833.7	2768.6	8555.8	10984.9	10134.8
62.5°	263.2	263.2	270.1	283.4	305.5	374.9	604.0	1997.4	8981.2	12639.0	12101.3
65°	246.1	246.1	251.2	260.6	272.6	306.7	446.2	1302.6	8970.4	13843.8	14079.2
67.5°	226.6	226.6	230.4	239.8	246.8	263.8	344.6	853.2	8057.9	13817.3	15158.4
70°	203.2	203.2	208.3	216.5	222.1	232.9	272.0	583.8	5919.7	11797.8	13480.9
72.5°	179.9	180.5	183.6	191.9	196.3	202.6	225.9	409.0	3631.3	8033.3	9426.1
75°	154.0	155.3	158.4	166.6	170.4	172.9	190.6	291.6	1837.1	4331.2	4931.4
77.5°	124.3	126.9	128.7	137.6	140.1	143.9	157.1	210.8	806.5	1556.3	1570.2
80°	90.9	94.0	99.7	107.9	109.8	112.3	119.9	149.6	365.4	710.6	771.8
82.5°	66.9	71.3	64.4	75.1	75.1	71.9	84.6	100.3	167.9	703.7	841.9
85°	36.6	37.2	33.4	38.5	41.0	40.4	44.8	49.2	81.4	469.5	484.1
87.5°	8.8	9.5	10.1	12.0	14.5	14.5	15.8	13.9	26.5	152.1	87.1
90°	0.0	0.0	0.0	0.0	0.0	0.0	0.0	0.0	0.0	0.0	0.0

(END OF REPORT)